

NATIONAL ACADEMY OF SCIENCES OF UKRAINE
INSTITUTE OF ARCHAEOLOGY
CRIMEAN BRANCH

UNIVERSITY OF COLOGNE
INSTITUTE OF PREHISTORIC ARCHAEOLOGY

Palaeolithic Sites of Crimea,
Vol. 1

KABAZI II:
LAST INTERGLACIAL OCCUPATION,
ENVIRONMENT & SUBSISTENCE

Edited by
Victor Chabai, Jürgen Richter and Thorsten Uthmeier

Simferopol – Cologne
2005

Table of Contents

	Preface	XI
Chapter 1	Kabazi II: Stratigraphy and Archaeological Sequence <i>Victor P. Chabai</i>	1
Chapter 2	Vegetation Evolution of the Kabazi II Site <i>Natalia Gerasimenko</i>	25
Chapter 3	Small Mammals from the Palaeolithic Site of Kabazi II, Western Crimea <i>Anastasia K. Markova</i>	51
Chapter 4	Snail Fauna from Kabazi II <i>Constantine Mikhailesku</i>	67
Chapter 5	Analyses Archéozoologiques des Unités V et VI de Kabazi II <i>Marylène Patou-Mathis</i>	77
Chapter 6	Kabazi II, Units V and VI: Artefacts <i>Victor P. Chabai</i>	99
Chapter 7	Saving the Stock to be Prepared for the Unexpected. Transformation of Raw Material at the Middle Paleolithic Site of Kabazi II, Level V/1 <i>Thorsten Uthmeier</i>	133
Chapter 8	Transformation Analysis at Kabazi II, Levels V/2 and V/2A <i>Thorsten Uthmeier</i>	155
Chapter 9	Carefully Planned or Confronted with the Unknown? Transformation of Raw Material at the Middle Palaeolithic Site of Kabazi II, Level V/3 <i>Thorsten Uthmeier</i>	165

Chapter 10	Kabazi II, Unit V, Lower Levels: Lithics from the Pocket <i>Jürgen Richter</i>	181
Chapter 11	Consumption and Production: Transformational Processes in the upper Levels of Kabazi II, Unit VI <i>Jürgen Richter</i>	191
Chapter 12	Consumption of Imported Tools and Cores at Kabazi II, Levels VI/7 & VI/8 <i>Martin Kurbjuhn</i>	209
Chapter 13	Meat and Stones: Kabazi II, Levels VI/9 to VI/10 <i>Jürgen Richter</i>	219
Chapter 14	Transformation Analysis at Kabazi II, Levels VI/11-14 <i>Thorsten Uthmeier and Jürgen Richter</i>	227
Chapter 15	Operational Sequences of Bifacial Production in Kabazi II, Units V and VI <i>Martin Kurbjuhn</i>	257
Chapter 16	Hasty Foragers: The Crimea Island and Europe during the Last Interglacial <i>Jürgen Richter</i>	275
	Bibliography	287
	Contributors	297

Chapter 13

Meat and stones: Kabazi II, levels VI/9 to VI/10

Jürgen Richter

The assemblages from Kabazi II, levels VI/9 to VI/10 are again associated with short hunting episodes. Additionally, production of blanks and nodules played a more predominant role than usual. Many raw material units arrived as nodules from a nearby, primary source. The nodules were initially exploited and then exported from the site. Many tools and blanks, which had probably been used for butchering, were thus produced on-site.

PRODUCTION FOR IMMEDIATE CONSUMPTION: KABAZI II, LEVELS VI/9 AND VI/9A

Although lithological evidence suggests two independent assemblages, levels VI/9 and VI/9A were merged for transformation analysis, as raw material units appeared very similar. Level VI/9 yielded 82 and VI/9A a total of 99 artefacts. The density of artefacts increased towards the southern part of the excavated area (Fig. 13-1). A number of 96 artefacts from both 9 and 9A were assigned to 40 raw material units. Single objects dominate among raw material units. Only three workpieces comprised more than four artefacts (Fig. 13-2). Nodules were often round (Fig. 13-3), and were acquired mainly from primary and residual sources (Fig. 13-4). Single objects came in as scrapers, points, and frequently as flakes from prepared cores (Fig. 13-7).

Nodules, cores (Fig. 13-5) and preforms (Fig. 13-6) were usually imported, exploited to some extent, and then exported. Only in four cases (Fig. 13-7; RMU 3, 5, 29, 34) did transformational sequences of larger workpieces end on site. Consumption was based predominantly on production from imported nodules, but also on some tools and cores "carried on one's person" which were either discarded or again exported. Production of blanks and tools was limited and served to supply immediate demands. The occupants exported the remnants of nodules and cores as a lithic stock for later exploitation. Interestingly, blade production and Levallois-flake production were both skills belonging to the technological abilities of the group.

	8	7	6	5	4
K	1	1		3	6
Л	4	2	1	4	10
M			5	8	12
H			2	3	14
O			6	6	13
П					

Fig.13-1 Kabazi II, level VI/9-9A: Artefact distribution (pieces > 2cm).

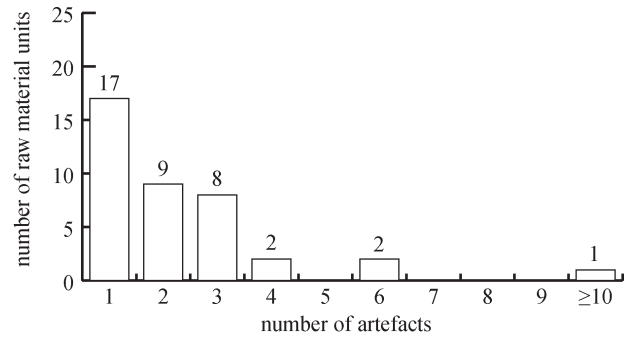


Fig. 13-2 Kabazi II, level VI/9-9A: Number of artefacts per workpiece.

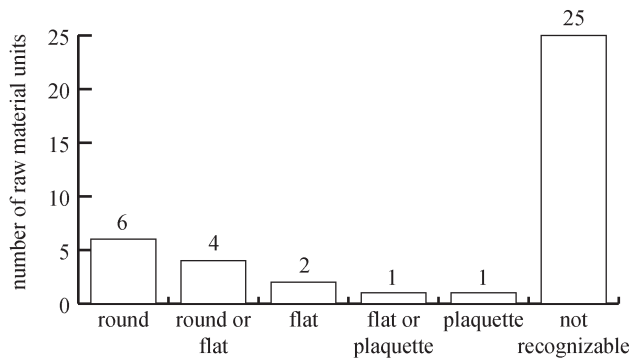


Fig. 13-3 Kabazi II, level VI/9-9A: Shapes of nodules.

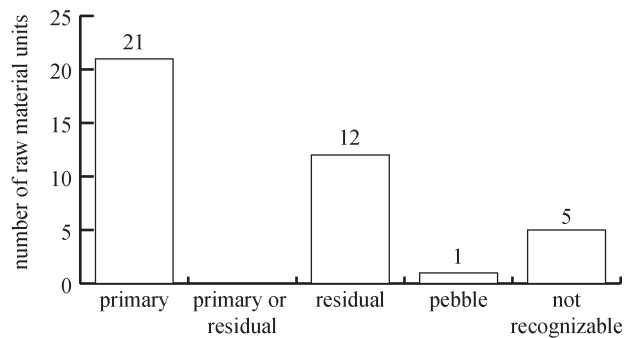


Fig. 13-4 Kabazi II, level VI/9-9A: Nature of raw materials.

CORTICAL PIECES AND MIGRATING CORES: KABAZI II, LEVEL VI/10

Level VI/10 contained 17 larger artefacts belonging to 9 different raw material units (Fig. 13-8, 13-9). Nodules were of different shapes and came from primary and residual sources (Fig. 13-10, 13-11). The small inventory (Fig. 13-12) consists firstly of three imported blanks, all with some cortex, secondly of two nodules, one of them immediately discarded after impor-

tation, the other exploited for blank production, and thirdly, of four “migrating cores”, two of which were already in a late stage of exploitation. The presence of some cortical pieces indicates that the occupants had visited a nearby raw material source shortly before they arrived at Kabazi II for a very short stay, during which production efforts were minimal.

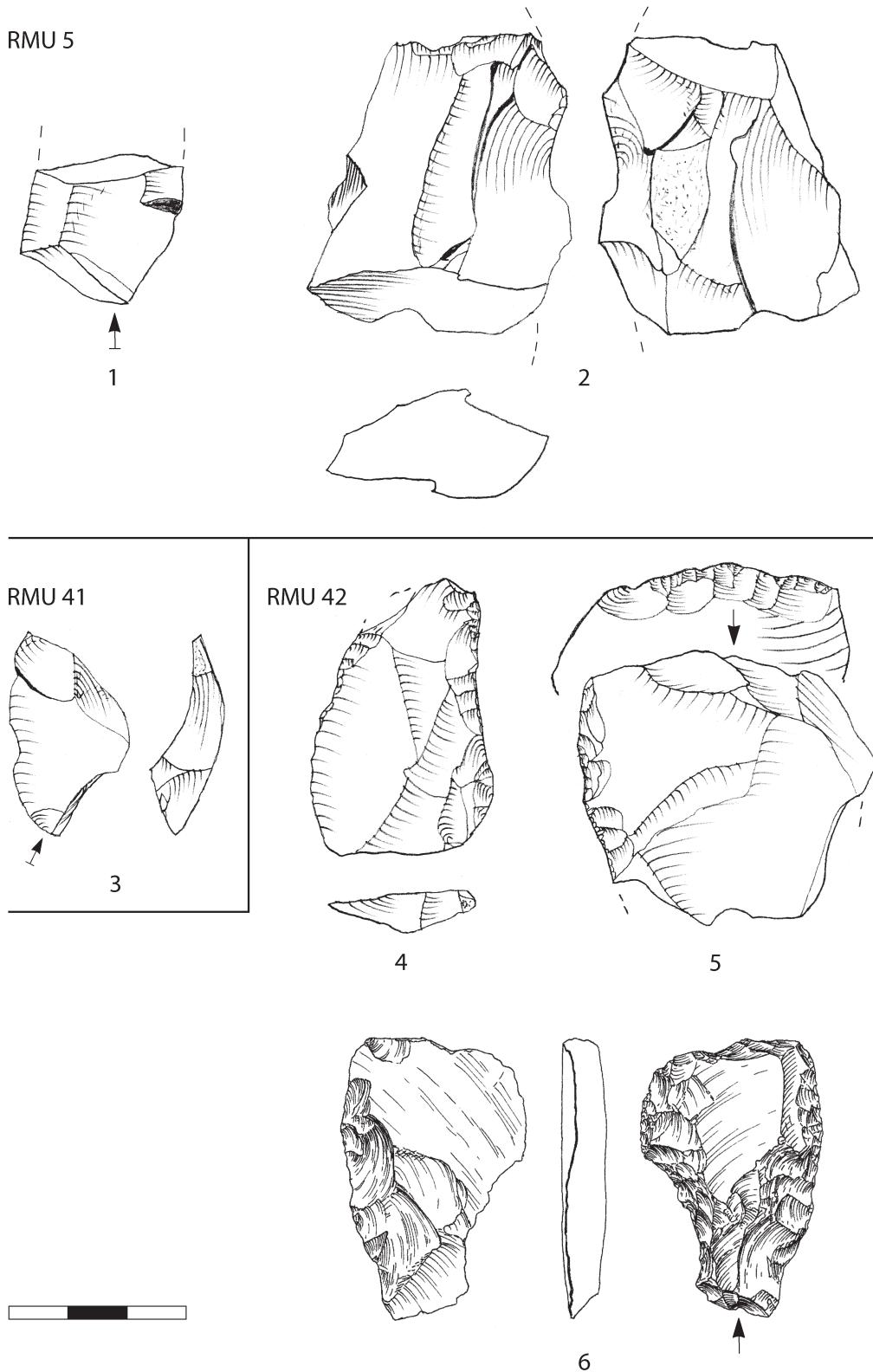


Fig. 13-5 Kabazi II, level VI/9-9A: Selected workpieces (imported as cores).

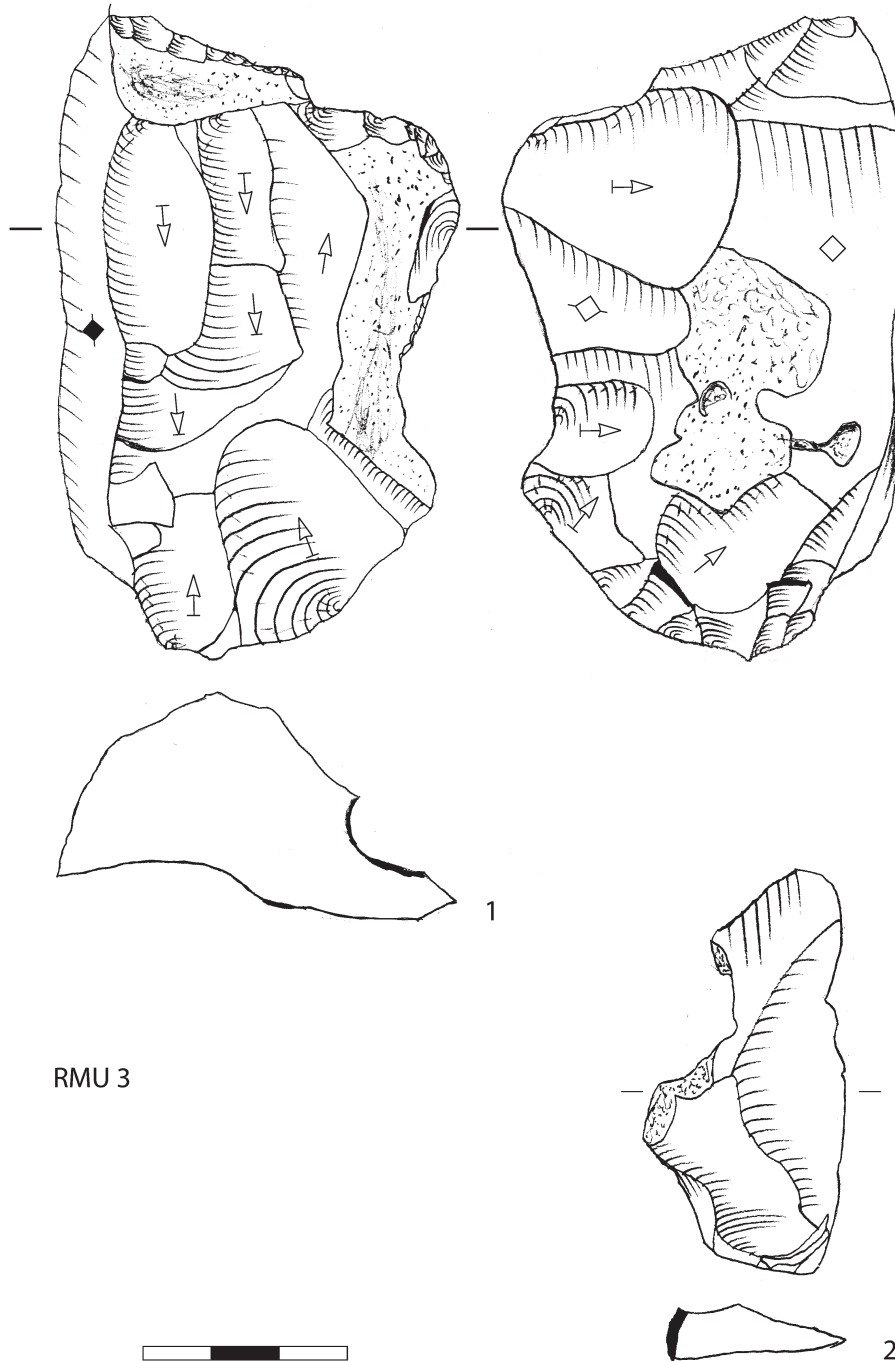


Fig. 13-6 Kabazi II, level VI/9-9A: Workpiece imported and discarded as a preform.

Fig. 13-7
(1)-(4)

Kabazi II, level VI/9-9A: Transformation sections of workpieces. Bw = blank without debitage or modification; Tw = tool without debitage or modification; Cw = core without debitage; Ei = isolated tip; Cc = correction of a core; TT = fragments of a formal tool, used as a single object; Np = preparation of a raw nodule; Cb = blank production from a core; Nb = blank production from a raw nodule; Cm = blank production from a core with modification of blanks; /f = bifacial production or surface shaping (steps of the formal *chaîne opératoire* after Geneste 1985; 1988; 1990). ►

	RMU	11	23	24	33	14	41	36	16	19	17	27	28	8	35
OFF-SITE	0 Import ➔	double side scraper 	chopper 	side scraper from couteau à dos naturel ventrally thinned 		backed knife exotic raw material 	Pseudolev. point 	éclat débordant 	flake 	flake 	flake 	scraper? „off-axis” 	scraper (surface shaping)? 	flake 	pebble
ON-SITE	1 Preparation	↓	↓	↓	↓	↓	↓	↓	↓	↓	↓	↓	↓	↓	↓
	2A Blank Production	↓	↓	↓	↓	↓	↓	↓	↓	↓	↓	↓	↓	↓	↓
	2B Correction	↓	↓	↓	↓	↓	↓	↓	↓	↓	↓	↓	↓	↓	↓
	3 Modification	↓	↓	↓	↓	↓	↓	↓	↓	↓	↓	↓	↓	↓	↓
Discard	○	●	●	●	●	●	●	○	●	○	○	●	●	●	
Export ←															
Transformation Section		Tw	Tw	Tw	Tw	Tw/f	Bw	Bw	Bw	Bw	Bw	Bw/f?	Bw/f	Bw/f	Cw/ (Cb?)

Fig. 13-7 (1)

	RMU	31	18	5	9	30	37	39	40	29	7	10	12	34
OFF-SITE	0 Import ➔	tool 	tool from surface shaping 	preform 	raw piece 		flat round nodule 	raw piece 	raw piece 		core 	core 	core 	
ON-SITE	1 Preparation	↓	↓	↓	↓ flakes 	↓ chunk 	↓ chunk 	↓ flakes ↓ flake 	↓	↓	↓	↓	↓	↓
	2A Blank Production	↓	↓	↓	↓	↓	↓	↓	↓	↓	↓	↓	↓	↓
	2B Correction	↓	↓	↓	↓	↓	↓	↓	↓	↓	↓	↓	↓	↓
	3 Modification	↓ resharpening flake flake flake flake flake (surface shaping) ↓	↓ unifacial side scraper 	↓ flake preform with hinges 	↓	↓	↓	↓	↓	↓	↓	↓	↓	↓
Discard	● ○	●	○ ●	↓	● ●	↓	● ○ ●	↓	●	○ ● ●	● ○ ●	● ○	○	● ○
Export ←	tool 	side scraper 									core 	core 	core 	
Transformation Section	Ei/f	WE/f	Cc/f	Np	Np	Np	Np	Np	Np	Np/f	Np?	Cb	Cb	Cb

Fig. 13-7 (2)

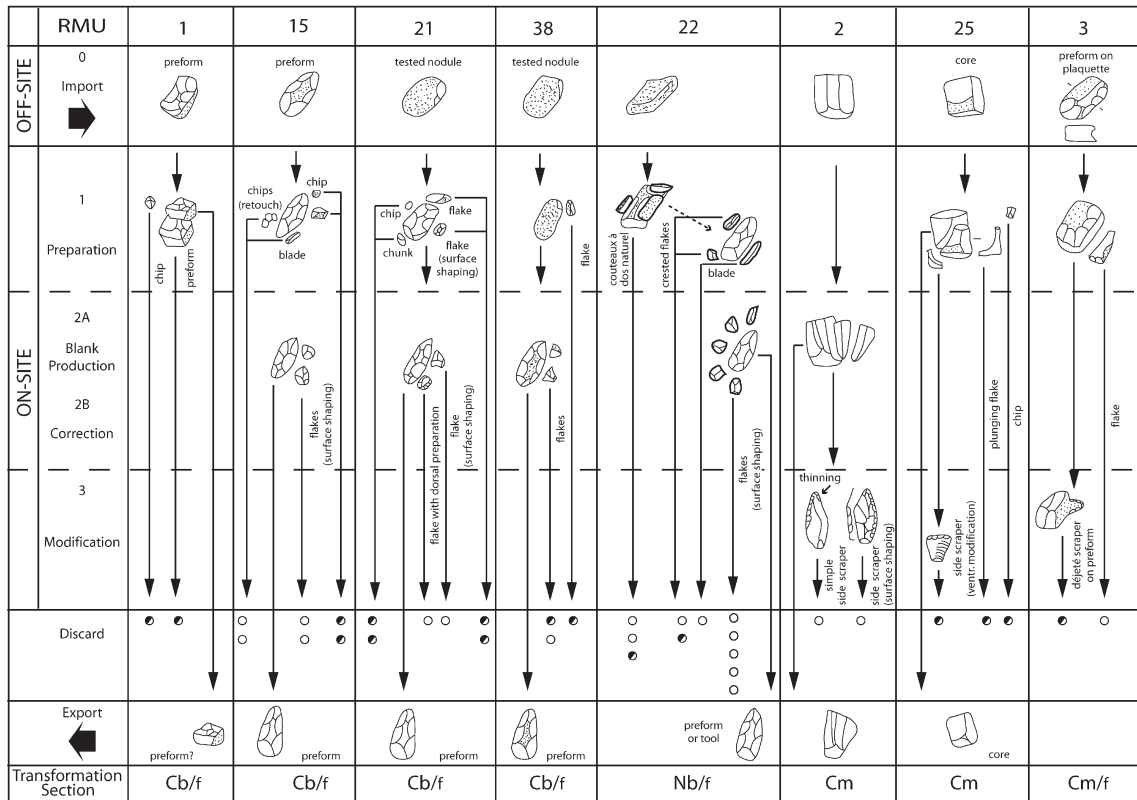


Fig. 13-7 (3)

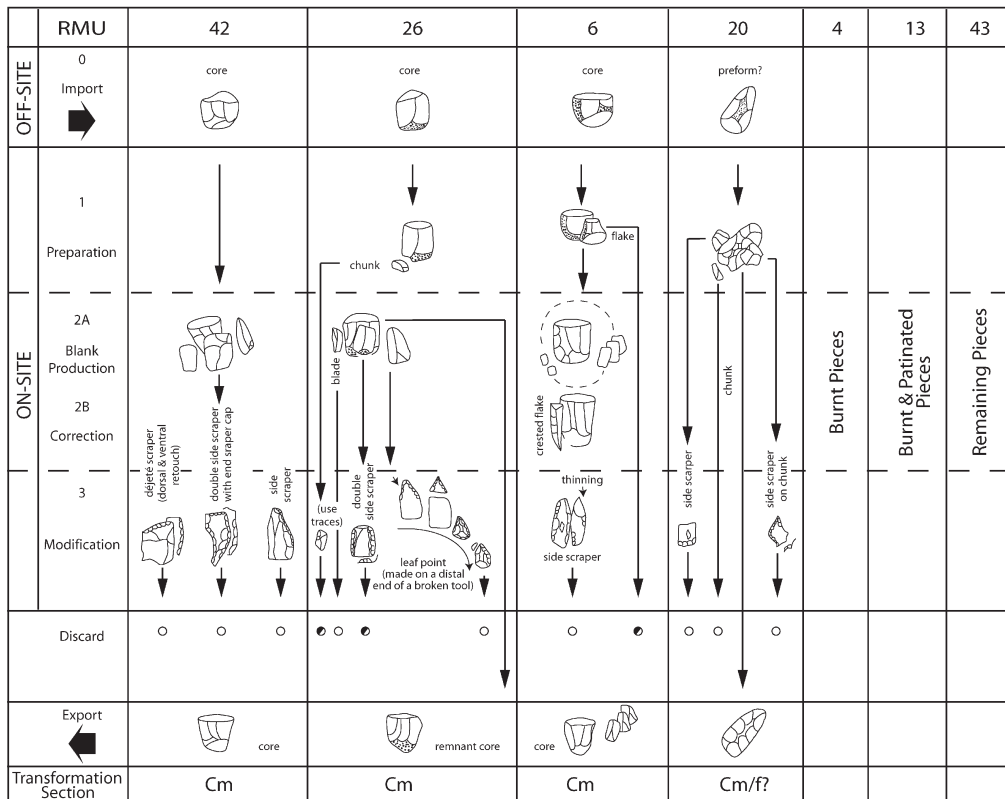


Fig. 13-7 (4)

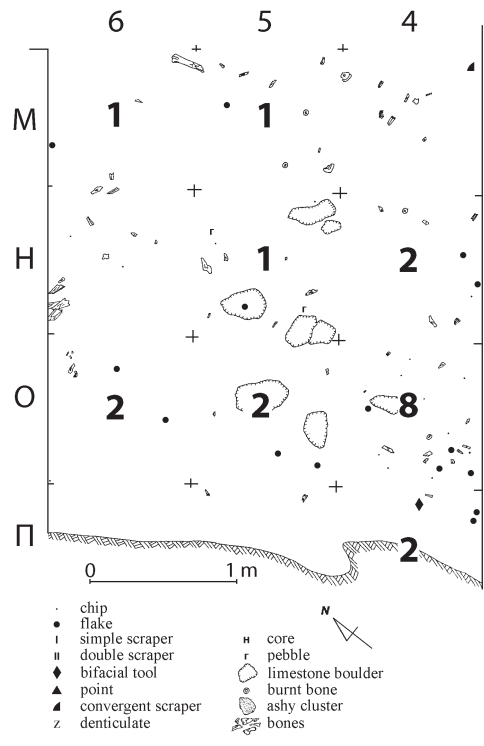


Fig. 13-8 Kabazi II, level VI/10: Artefact distribution (pieces > 2cm).

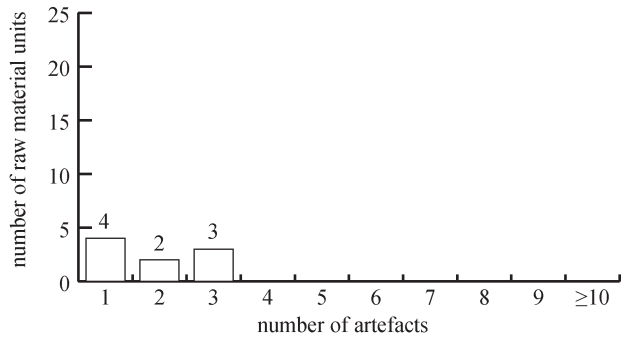


Fig. 13-9 Kabazi II, level VI/10: Number of artefacts per workpiece.

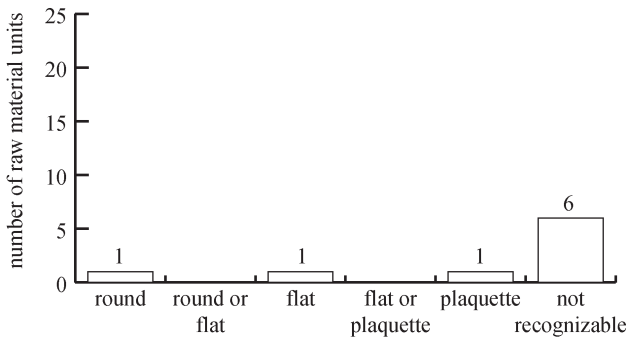


Fig. 13-10 Kabazi II, level VI/10: Shapes of nodules.

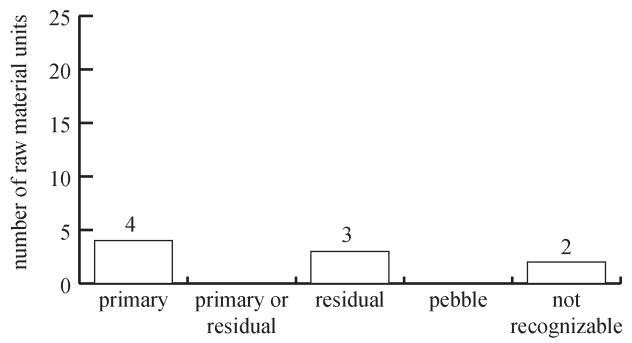


Fig. 13-11 Kabazi II, level VI/10: Nature of raw material.

	RMU	5	9	8	12	2	3	6	1	7	
OFF-SITE	0 Import 	cortical flake 	flake 	cortical flake 	plaquette 	nodule 	preform 	preform 	preform 	preform 	
ON-SITE	1 Preparation					fracture decortication flake (surf. shap.) 					Remaining Pieces (containing RMU 4, 10, 11)
	2A Blank Production						breakage white flaking 	chunk chip 			
	2B Correction										
	3 Modification										
	Discard	•	•	•	•	• • •	• • •	• •	• • •	• •	
	Export 					preform 	preform 	preform 	preform or bifacial tool 	preform 	
Transformation Section		Bw?	Bw?	Bw	Nw	Np/f	Cc/f	Cc/f	Cb/f	Cb/f	

Fig. 13-12 Kabazi II, level VI/10: Transformation sections of workpieces. Bw = blank without debitage or modification; Nw = raw nodule without debitage; Cc = correction of a core; Np = preparation of a raw nodule; Cb = blank production from a core; /f = bifacial production or surface shaping (steps of the formal *chaîne opératoire* after Geneste 1985; 1988; 1990).

ABSTRACT

ОХОТНИЧЬЯ ДОБЫЧА И СЫРЬЁ: КАБАЗИ II, ПОСЕЛЕНИЯ ГОРИЗОНТОВ VI/9 – VI/10

Ю. РИХТЕР

Незначительная по количеству артефактов коллекция горизонтов VI/9 – VI/10 связана с кратковременными хозяйственными эпизодами. Вместе с тем, на поселении горизонта VI/9 производство сколов было более ярко выражено, чем в других горизонтах этого же культурно-хронологического слоя. Большинство сырьевых групп было импортировано на стоянку в виде протестированных желваков. Вероятно, происхождение этих желваков связано с первичными выходами кремневого сырья. Большинство сколов и орудий, использованных для разделки охотничьей добычи, было произведено на стоянке. С другой стороны, обитатели горизонта VI/10 предпочитали приносить на поселение первичные сколы, а не желваки сырья.